


RadioShack®
Cat. No. 63-972 **A**

Big LCD Clock with Calendar and Thermometer

Your RadioShack Big LCD Clock with Calendar and Thermometer combines advanced technology with a clean design that blends with any decor. Its features include:

Large Liquid Crystal Display — makes the clock easy to read.

Dual Display — shows both the current time, month, date, and day of the week, and the indoor temperature, at the same time.

Easy-to-Use Controls — let you easily set the time/date and change the time/temperature formats.

Adjustable Time Format — lets you see the time in either a 12- or 24-hour format.

Adjustable Temperature Format — lets you see the temperature in either degrees Fahrenheit or Celsius.

INSTALLING BATTERIES

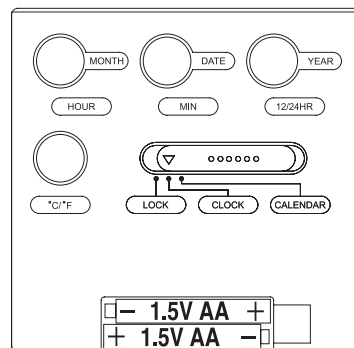
Your clock requires two AA batteries (not supplied) for power. For the best performance and longest life, we recommend RadioShack alkaline batteries.

Cautions:

- Use only fresh batteries of the required size and recommended type.
- Do not mix old and new batteries, different types of batteries (standard, alkaline, or rechargeable), or rechargeable batteries of different capacities.

Follow these steps to install batteries.

1. Turn the clock over and press the tab on the battery compartment's cover in the direction of the arrow, then lift the cover to remove it.
2. Put the batteries in the compartment as indicated by the polarity symbols (+ and -) marked inside. The clock shows **12:00 AM, MON 1 1**, and the current Celsius temperature.



3. Replace the cover and push on it until it snaps into place.

© 2000 Tandy Corporation.
All Rights Reserved.

RadioShack is a registered trademark used by Tandy Corporation.

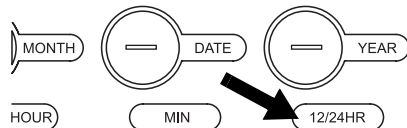
When the display dims or becomes difficult to read, replace the batteries. After replacing the batteries, you must reset the clock and calendar (see "Setting the Time" and "Setting the Date").

Warning: Dispose of old batteries promptly and properly. Do not bury or burn them.

Caution: If you do not plan to use the clock for about a month, remove the batteries. Batteries can leak chemicals that can destroy electronic parts.

SETTING THE TIME

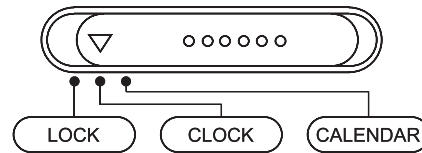
When you install the batteries, the clock is in the 12-hour format. To change the time display to the 24-hour format, press **12/24HR** on the back panel.



Follow these steps to set the time.

Note: To rapidly advance the setting during this or any other procedure, hold down the button you are using (such as **HOUR**).

1. Set **LOCK/CLOCK/CALENDAR** on the back panel to **CLOCK**. The time display flashes.



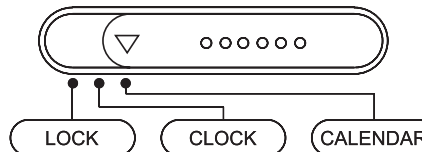
2. Repeatedly press **HOUR** until the correct hour appears.

In the 12-hour format, be sure you set AM or PM correctly. **AM** appears for the AM hours and **PM** for the PM hours.

3. Repeatedly press **MIN** until the correct minute appears.
4. Set **LOCK/CLOCK/CALENDAR** to **LOCK**. The time is now set.

SETTING THE DATE

1. Set **LOCK/CLOCK/CALENDAR** on the back panel to **CALENDAR**. The time display changes to the date display and flashes.



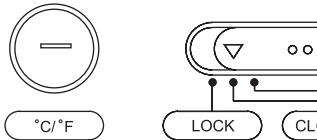
2. Repeatedly press **YEAR** to set the year.
3. Repeatedly press **MONTH** to set the month.
4. Repeatedly press **DATE** to set the date. The correct day of the week automatically appears.

5. Set **LOCK/CLOCK/CALENDAR** to **LOCK**. The calendar is now set.

- Do not place the clock where it might get wet, such as near a swimming pool or shower.

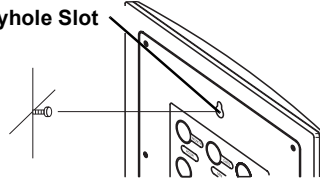
THE TEMPERATURE DISPLAY

You can have the temperature show in either degrees Fahrenheit or Celsius. Press **C°/F°** on the back panel to change the temperature format.



The thermometer shows the temperature in 0.5 degree increments. When the temperature falls below -2.2°F , **LO** appears.

Keyhole Slot



1. At the desired mounting location, drill a shallow hole in the wall and thread a screw into the hole until the head extends about $\frac{1}{4}$ inch from the wall.
2. Insert the screw's head into the keyhole slot on the back of the clock and slide the clock down to secure it.

CARE

To enjoy your RadioShack Big LCD Clock for a long time:

Cautions:

- Do not mount the clock where it will be exposed to direct sunlight.
- Keep the clock away from stoves, heating and air conditioning vents, radiators, and other sources of hot or cold air.

- Keep the clock dry. If it gets wet, wipe it dry immediately.
- Use and store the clock only in normal temperature environments.
- Handle the clock gently and carefully. Do not drop it.
- Keep the clock away from dust and dirt.
- Wipe the clock with a damp cloth occasionally to keep it looking new.

Modifying or tampering with the clock's internal components can cause a mal-

function and invalidate its warranty. If your clock is not performing as it should, take it to your local RadioShack store for assistance.

SPECIFICATIONS

Power Source	Two AA Batteries
Battery Life	About 1 Year
Clock Accuracy	± 0.67 seconds/day
Calendar Range	1 Jan 1990 to 31 Dec 2030
Temperature Range	32° to 104°F (0° to 40°C)
Temperature Resolution	0.5°F/0.5°C
Temperature Accuracy	$\pm 2^\circ\text{F}$ (32° to 104°F) or $\pm 1^\circ\text{C}$ (0° to 40°C) $\pm 4^\circ\text{F}$ or $\pm 2^\circ\text{C}$ Outside the Specified Ranges
Dimensions (HWD)	9 × 8 ¹ / ₄ × 1 ¹ / ₄ in (230 × 210 × 31 mm)
Weight (with Batteries)	1.25 lb (565 g)

Specifications are typical; individual units might vary. Specifications are subject to change and improvement without notice.

Limited Ninety-Day Warranty

This product is warranted by RadioShack against manufacturing defects in material and workmanship under normal use for ninety (90) days from the date of purchase from RadioShack company-owned stores and authorized RadioShack franchisees and dealers. EXCEPT AS PROVIDED HEREIN, RadioShack MAKES NO EXPRESS WARRANTIES AND ANY IMPLIED WARRANTIES, INCLUDING THOSE OF MERCHANTABILITY AND FITNESS FOR A PARTICULAR PURPOSE, ARE LIMITED IN DURATION TO THE DURATION OF THE WRITTEN LIMITED WARRANTIES CONTAINED HEREIN. EXCEPT AS PROVIDED HEREIN, RadioShack SHALL HAVE NO LIABILITY OR RESPONSIBILITY TO CUSTOMER OR ANY OTHER PERSON OR ENTITY WITH RESPECT TO ANY LIABILITY, LOSS OR DAMAGE CAUSED DIRECTLY OR INDIRECTLY BY USE OR PERFORMANCE OF THE PRODUCT OR ARISING OUT OF ANY BREACH OF THIS WARRANTY, INCLUDING, BUT NOT LIMITED TO, ANY DAMAGES RESULTING FROM INCONVENIENCE, LOSS OF TIME, DATA, PROPERTY, REVENUE, OR PROFIT OR ANY INDIRECT, SPECIAL, INCIDENTAL, OR CONSEQUENTIAL DAMAGES, EVEN IF RadioShack HAS BEEN ADVISED OF THE POSSIBILITY OF SUCH DAMAGES.

Some states do not allow the limitations on how long an implied warranty lasts or the exclusion of incidental or consequential damages, so the above limitations or exclusions may not apply to you.

In the event of a product defect during the warranty period, take the product and the RadioShack sales receipt as proof of purchase date to any RadioShack store. RadioShack will, at its option, unless otherwise provided by law: (a) correct the defect by product repair without charge for parts and labor; (b) replace the product with one of the same or similar design; or (c) refund the purchase price. All replaced parts and products, and products on which a refund is made, become the property of RadioShack. New or reconditioned parts and products may be used in the performance of warranty service. Repaired or replaced parts and products are warranted for the remainder of the original warranty period. You will be charged for repair or replacement of the product made after the expiration of the warranty period.

This warranty does not cover: (a) damage or failure caused by or attributable to acts of God, abuse, accident, misuse, improper or abnormal usage, failure to follow instructions, improper installation or maintenance, alteration, lightning or other incidence of excess voltage or current; (b) any repairs other than those provided by a RadioShack Authorized Service Facility; (c) consumables such as fuses or batteries; (d) cosmetic damage; (e) transportation, shipping or insurance costs; or (f) costs of product removal, installation, set-up service adjustment or reinstallation.

This warranty gives you specific legal rights, and you may also have other rights which vary from state to state.

RadioShack Customer Relations, 200 Taylor Street, 6th Floor, Fort Worth, TX 76102

We Service What We Sell

04/99

RadioShack
A Division of Tandy Corporation
Fort Worth, Texas 76102

02A00

Printed in China